


VOODOO v 1.2

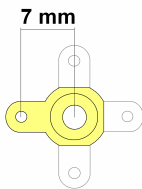
Special high performance electric model for F5D-400 category



SPECIFICATION:

Construction	CFK, GFK
Wing Span	840 mm
Wing Area	7.0 dm²
Wing Airfoil	7.5 %
Lenght	550 mm
Weight	320 - 450 g
Motor	Speed 400 6-7.2V or brushless 80 – 250 W
Accumulator	7-8 cells NiMH GP 1100 or 2-3s LiPo
Prop	CAM 120x120 mm
Servos	3 x Graupner C 261
Spinner	ø 30mm

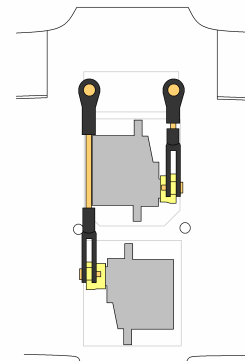
FINISHING:



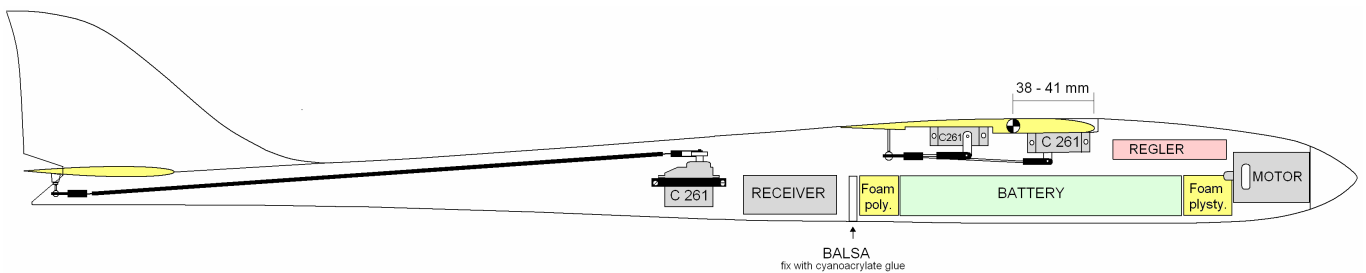
- 3 x cut 3 arms
- set the servos to neutral position then attach the arms to the servos



- drill 2 holes ø 2 mm
- attach the servo without silentblocks



- click the clevises and ball links then glue the servos



ADJUSTING:

Center of gravity	38-41 mm
Elevator	+/- 2.5 mm (at centre)
Ailerons	up 3.5 mm (at centre) down 2mm (at centre)

Mix 1:

Elevator up	→	Flaps down 1 mm
Elevator down	→	Flaps up 0.5 mm

Mix 2:

Motor ON	→	Flaps 0 mm
Motor OFF	→	Flaps down 2 -3 mm

START: Full gas and fast horizontal throw out of hand

Warning:

Do not fly near people and build-up areas. Careless using of this product can lead to bodily harm or property damage. Do not leave the model in the areas with temperature above 50 °C.